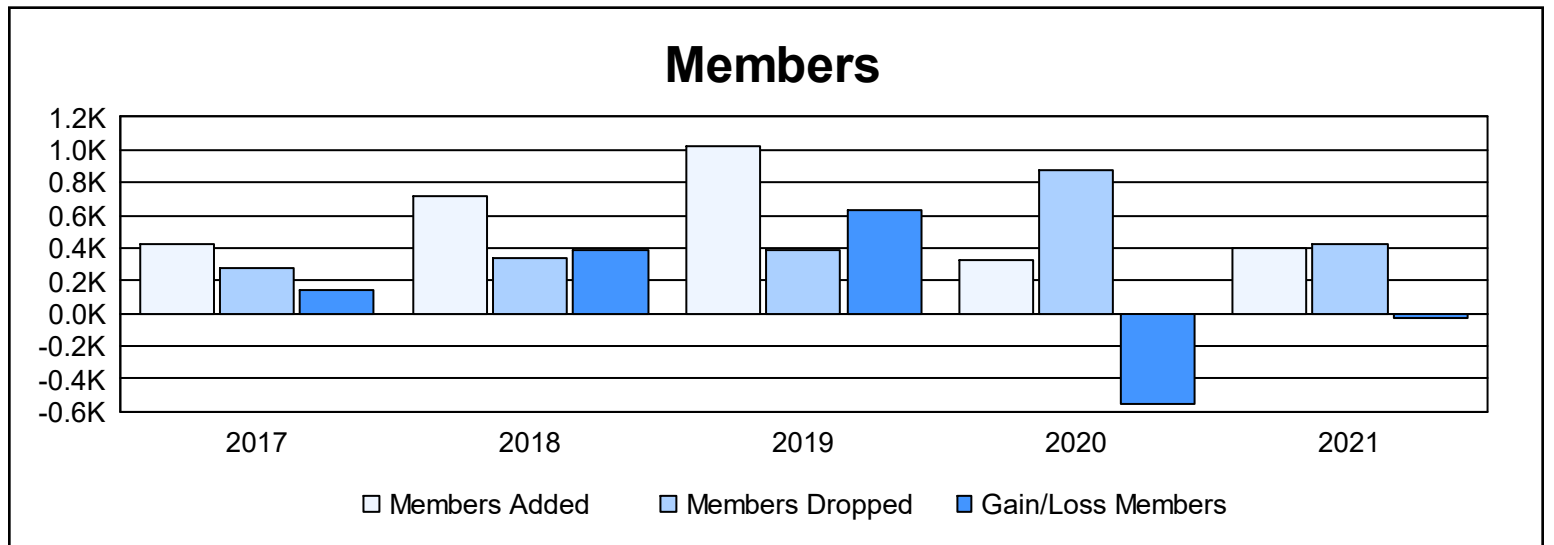
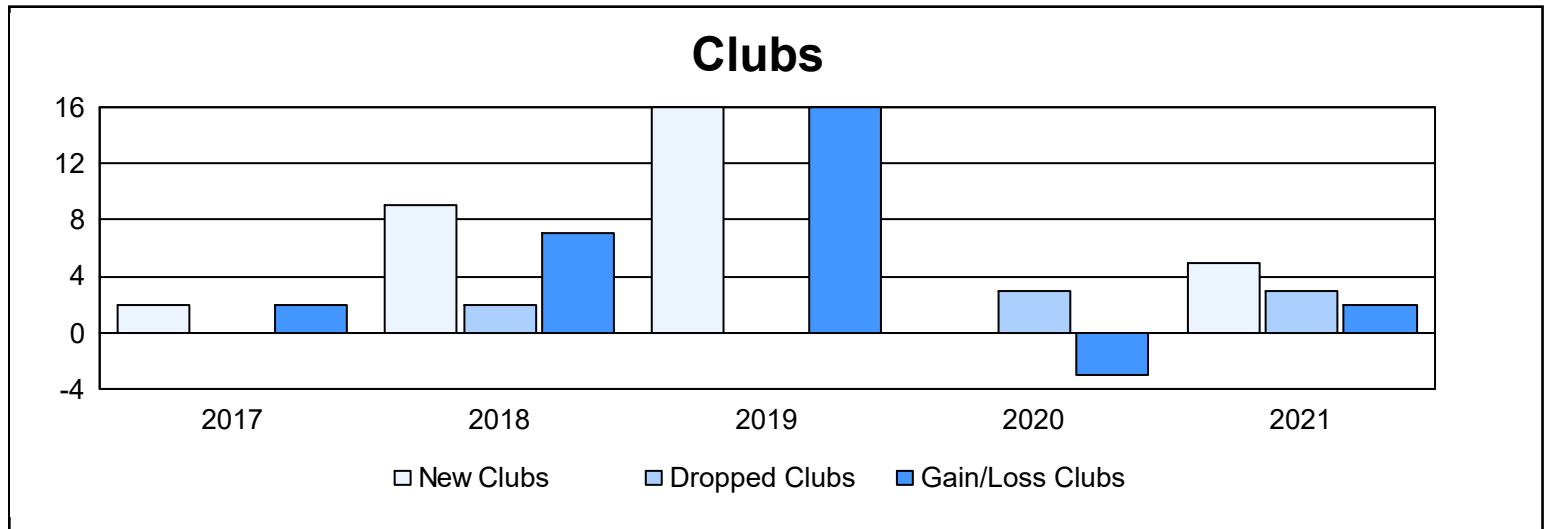
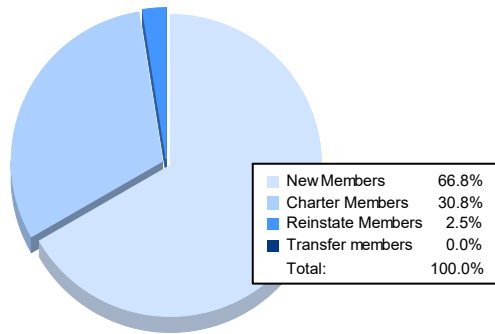


Year	New Clubs	Dropped Clubs	Gain/ Loss Clubs	New Members	Charter Members	Reinstate Members	Transfer Members	Total Member Added	Total Members Dropped	Gain/ Loss Members
2016-2017	2	0	2	333	43	37	5	418	280	138
2017-2018	9	2	7	398	306	13	6	723	334	389
2018-2019	16	0	16	597	399	25	5	1,026	389	637
2019-2020	0	3	-3	161	35	118	8	322	879	-557
2020-2021	5	3	2	267	123	10	0	400	422	-22
<b>Average</b>	<b>6</b>	<b>2</b>	<b>5</b>	<b>351</b>	<b>181</b>	<b>41</b>	<b>5</b>	<b>578</b>	<b>461</b>	<b>117</b>



### Membership Composition June 2021 Cumulative



### Gender Composition June 2021 Cumulative

